

2. The Logic of Compound Statements (aka Propositional Logic)

Aaron Tan

2. The Logic of Compound Statements

2.1 Logical Form and Logical Equivalence

- Statements; Compound Statements; Statement Form (Propositional Form)
- Logical Equivalence; Tautologies and Contradictions

2.2 Conditional Statements

- Conditional Statements; If-Then as Or
- Negation, Contrapositive, Converse and Inverse
- Only If and the Biconditional; Necessary and Sufficient Conditions

2.3 Valid and Invalid Arguments

- Argument; Valid and Invalid Arguments
- Modus Ponens and Modus Tollens
- Rules of Inference
- Fallacies

Reference: Epp's Chapter 2 The Logic of Compound Statements

2. The Logic of Compound Statements

At the end of this lecture, you should be able to solve this puzzle:

- You are about to leave for school in the morning and discover that you don't have your glasses. You know the following statements are true:
 - a. If I was reading the newspaper in the kitchen, then my glasses are on the kitchen table.
 - b. If my glasses are on the kitchen table, then I saw them at breakfast.
 - c. I did not see my glasses at breakfast.
 - d. I was reading the newspaper in the living room or I was reading the newspaper in the kitchen.
 - e. If I was reading the newspaper in the living room then my glasses are on the coffee table.

So, where are your glasses?



2. The Logic of Compound Statements

Another puzzle!

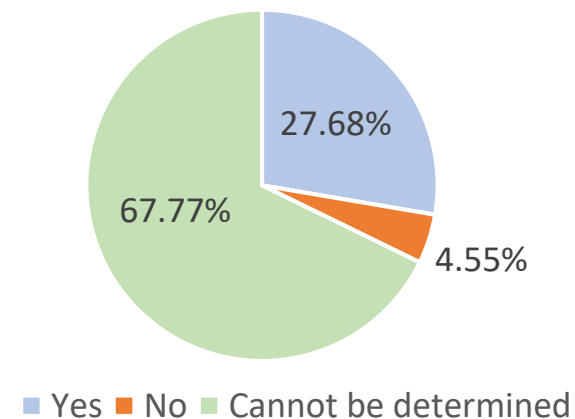
Mr Alton is looking at Ms Betty,
but Ms Betty is looking at Mr Carl.
Mr Alton is married, but Mr Carl is not.



Is a married person looking at an unmarried person?

- A. Yes.
- B. No.
- C. Cannot be determined.

Out of 200,000 submissions



Touted as the logic question that almost everyone gets wrong.

<https://www.theguardian.com/science/2016/mar/28/did-you-solve-it-the-logic-question-almost-everyone-gets-wrong>

2.1 Logical Form and Logical Equivalence

Example

If Jane is a math major or
Jane is a computer science
major, then Jane will take
MA1101R.

Jane is a computer
science major.

Therefore, Jane will
take MA1101R.



If CS1231 is easy or
I study hard, then
I will get A+ in this course.

I study hard.

Therefore, I will get
A+ in this course.



2.1.1. Statements

If Jane is a math major or Jane is a computer science major,
then Jane will take MA1101R.

Jane is a computer science major.

Therefore, Jane will take MA1101R.

Statements

Definition 2.1.1 (Statement)

A **statement** (or **proposition**) is a sentence that is true or false, but not both.

If Jane is a math major or Jane is a computer science major, then Jane will take MA1101R.

Jane is a computer science major.

Therefore, Jane will take MA1101R.

If p or q , then r .

q .

Therefore, r .

Statement variables



See Definition 2.1.5
Statement Form.


2.1.2. Compound Statements

Logical connectives:



also \neg

Not/negation



and



or

Truth tables:

p	$\sim p$
T	F
F	T

p	q	$p \wedge q$
T	T	T
T	F	F
F	T	F
F	F	F

p	q	$p \vee q$
T	T	T
T	F	T
F	T	T
F	F	F

Definition 2.1.2 (Negation)

If p is a statement variable, the **negation** of p is “not p ” or “it is not the case that p ” and is denoted $\sim p$.

Definition 2.1.3 (Conjunction)

If p and q are statement variables, the **conjunction** of p and q is “ p and q ”, denoted $p \wedge q$.

Definition 2.1.4 (Disjunction)

If p and q are statement variables, the **disjunction** of p and q is “ p or q ”, denoted $p \vee q$.

Compound Statements: Order of Operations

- Order of operations:
 - \sim is performed first
 - \wedge and \vee are **coequal** in order of operation

$$\sim p \wedge q \equiv (\sim p) \wedge q$$

$$p \wedge q \vee r$$

Ambiguous

- Use **parentheses** to override or disambiguate order of operations

$$\sim(p \wedge q)$$

Negation of $p \wedge q$

$$(p \wedge q) \vee r$$

$$p \wedge (q \vee r)$$

Unambiguous



In some other modules, different symbols are used, such as \cdot for conjunction and $+$ for disjunction in CS2100. Others use \neg or $\bar{\quad}$ for negation. In CS2100, conjunction is performed before disjunction. **We shall follow the symbols and order of operations here.**

Compound Statements: Quick Quiz



- Given:
 - h = “It is hot”
 - s = “It is sunny”
- Write logical statements for the following:
 - a. “It is not hot but it is sunny.”

$$\sim h \wedge s$$

- b. “It is neither hot nor sunny.”

$$\sim h \wedge \sim s$$

or

$$\sim(h \vee s)$$

(we will discuss this later)

2.1.3. Statement Form (Propositional Form)

- Examples: $\sim p \vee q$ $(p \vee q) \wedge \sim(p \wedge q)$ $(p \wedge q) \vee r$

Definition 2.1.5 (Statement Form/Propositional Form)

A **statement form** (or **propositional form**) is an expression made up of **statement variables** and **logical connectives** that becomes a statement when actual statements are substituted for the component statement variables.

Which of the following are statements?

(A) $2 + 3 = 9$

(C) $3 + n = 9$

(B) $\sqrt{5} > 2$

(D) $2x = x^2$

Evaluating the Truth of Compound Statements

- Construct the truth table for this statement form:

$$(p \vee q) \wedge \sim(p \wedge q)$$

p	q	$p \vee q$	$p \wedge q$	$\sim(p \wedge q)$	$(p \vee q) \wedge \sim(p \wedge q)$
T	T	T	T	F	F
T	F	T	F	T	T
F	T	T	F	T	T
F	F	F	F	T	F

$$(p \vee q) \wedge \sim(p \wedge q)$$

is also known as **exclusive-or** (why?)

(Sometimes denoted as $p \oplus q$ or $p \text{ XOR } q$.)

We don't use these notations \oplus and XOR in CS1231S.)

2.1.4. Logical Equivalence

(1) Dogs bark and cats meow.

(2) Cats meow and dogs bark.

If (1) is true, it follows that (2) must also be true.

On the other hand, if (1) is false, it follows that (2) must also be false.

(1) and (2) are **logically equivalent** statements.

Definition 2.1.6 (Logical Equivalence)

Two statement forms are called **logically equivalent** if, and only if, they have **identical truth values** for each possible substitution of statements for their statement variables.

The logical equivalence of statement forms P and Q is denoted by $P \equiv Q$.

- Example:

a	b	$a \wedge b$	$b \wedge a$
T	T	T	T
T	F	F	F
F	T	F	F
F	F	F	F

$(a \wedge b)$ and $(b \wedge a)$ always have the same truth values, hence they are logically equivalent.

Logical Equivalence: Double Negative Property

- Double negation:

$$\sim(\sim p) \equiv p$$

p	$\sim p$	$\sim(\sim p)$
T	F	T
F	T	F

Logical Equivalence: Showing Non-equivalence

- To show that statement forms P and Q are **not** logically equivalent, there are 2 ways:
 - Truth table – find at least one row where their truth values differ.
 - Find a **counter example** – concrete statements for each of the two forms, one of which is true and the other of which is false.

Logical Equivalence: Showing Non-equivalence

- Show that the following 2 statement forms are not logically equivalent.

$$\sim(p \wedge q)$$

$$\sim p \wedge \sim q$$

- Truth table method:

p	q	$\sim p$	$\sim q$	$p \wedge q$	$\sim(p \wedge q)$	$\sim p \wedge \sim q$
T	T	F	F	T	F	F
T	F	F	T	F	T	F
F	T	T	F	F	T	F
F	F	T	T	F	T	T

Logical Equivalence: Showing Non-equivalence

- Show that the following 2 statement forms are not logically equivalent.

$$\sim(p \wedge q)$$

$$\sim p \wedge \sim q$$

- Counter-example method:

Let p be the statement “ $0 < 1$ ” and
 q the statement “ $1 < 0$ ”.

$$\sim(p \wedge q)$$

“Not the case that both $0 < 1$ and $1 < 0$ ”
 which is TRUE.

$$\sim p \wedge \sim q$$

“Not $0 < 1$ ” and “not $1 < 0$ ” which is FALSE.

- De Morgan's Laws:

$$\sim(p \wedge q) \equiv \sim p \vee \sim q$$

$$\sim(p \vee q) \equiv \sim p \wedge \sim q$$

Can be extended to more than two variables.

- Write **negations** for each of the following:

- John is 6 feet tall and he weighs at least 200 pounds.

John is **not** 6 feet tall **or** he weighs **less than** 200 pounds.

- The bus was late or Tom's watch was slow.

The bus was **not** late **and** Tom's watch **was** not slow.

or Neither was the bus late nor was Tom's watch slow.

2.1.5. Tautologies and Contradictions

Definition 2.1.7 (Tautology)

A **tautology** is a statement form that is **always true** regardless of the truth values of the individual statements substituted for its statement variables. A statement whose form is a tautology is a **tautological statement**.

Definition 2.1.8 (Contradiction)

A **contradiction** is a statement form that is **always false** regardless of the truth values of the individual statements substituted for its statement variables. A statement whose form is a contradiction is a **contradictory statement**.

Tautologies and Contradictions

- Logical equivalence involving tautologies and contradictions

Example: If **t** is a tautology and **c** is a contradiction, show that:

$$p \wedge \mathbf{t} \equiv p$$

and

$$p \wedge \mathbf{c} \equiv \mathbf{c}$$

p	\mathbf{t}	\mathbf{c}	$p \wedge \mathbf{t}$	$p \wedge \mathbf{c}$
T	T	F	T	F
F	T	F	F	F



As **t** and **c** (used in the textbook) are hard to distinguished from statement variables, we will use **true** and **false** instead.

2.1.6. Summary of Logical Equivalences

Theorem 2.1.1 Logical Equivalences

Given any statement variables p , q and r , a tautology **true** and a contradiction **false**:

1	Commutative laws	$p \wedge q \equiv q \wedge p$	$p \vee q \equiv q \vee p$
2	Associative laws	$p \wedge q \wedge r$ $\equiv (p \wedge q) \wedge r \equiv p \wedge (q \wedge r)$	$p \vee q \vee r$ $\equiv (p \vee q) \vee r \equiv p \vee (q \vee r)$
3	Distributive laws	$p \wedge (q \vee r)$ $\equiv (p \wedge q) \vee (p \wedge r)$	$p \vee (q \wedge r)$ $\equiv (p \vee q) \wedge (p \vee r)$
4	Identity laws	$p \wedge \mathbf{true} \equiv p$	$p \vee \mathbf{false} \equiv p$
5	Negation laws	$p \vee \sim p \equiv \mathbf{true}$	$p \wedge \sim p \equiv \mathbf{false}$
6	Double negative law	$\sim(\sim p) \equiv p$	

2.1.6. Summary of Logical Equivalences

Theorem 2.1.1 Logical Equivalences (continue)

Given any statement variables p , q and r , a tautology **true** and a contradiction **false**:

7	Idempotent laws	$p \wedge p \equiv p$	$p \vee p \equiv p$
8	Universal bound laws	$p \vee \mathbf{true} \equiv \mathbf{true}$	$p \wedge \mathbf{false} \equiv \mathbf{false}$
9	De Morgan's laws	$\sim(p \wedge q) \equiv \sim p \vee \sim q$	$\sim(p \vee q) \equiv \sim p \wedge \sim q$
10	Absorption laws	$p \vee (p \wedge q) \equiv p$	$p \wedge (p \vee q) \equiv p$
11	Negation of true and false	$\sim \mathbf{true} \equiv \mathbf{false}$	$\sim \mathbf{false} \equiv \mathbf{true}$

Simplifying Statement Forms: Quick Quiz



- Use the laws in Theorem 2.1.1 to verify the following logical equivalence:

$$\sim(\sim p \wedge q) \wedge (p \vee q) \equiv p$$

$$\sim(\sim p \wedge q) \wedge (p \vee q) \equiv (\sim(\sim p) \vee \sim q) \wedge (p \vee q) \quad \text{(De Morgan's)}$$

$$\equiv (p \vee \sim q) \wedge (p \vee q) \quad \text{(Double negative)}$$

$$\equiv p \vee (\sim q \wedge q) \quad \text{(Distributive)}$$

$$\equiv p \vee (q \wedge \sim q) \quad \text{(Commutative)}$$

$$\equiv p \vee \text{false} \quad \text{(Negation)}$$

$$\equiv p \quad \text{(Identity)}$$



Remember to cite the law in every step in your workings.

2.2 Conditional Statements

2.2.1. Conditional Statements

If Jane is a math major or Jane is a computer science major,

hypothesis

then Jane will take MA1101R.

conclusion

If 4,686 is divisible by 6,

then 4,686 is divisible by 3.


Conditional statement

If p then q

$p \rightarrow q$

Conditional Statements

Logical connective:

*if-then/implies*

Truth values:

p	q	$p \rightarrow q$
T	T	T
T	F	F
F	T	T
F	F	T

Definition 2.2.1 (Conditional)

If p and q are statement variables, the **conditional** of q by p is “if p then q ” or “ p implies q ”, denoted $p \rightarrow q$.

It is false when p is true and q is false; otherwise it is true.

We called p the **hypothesis** (or **antecedent**) of the conditional and q the **conclusion** (or **consequent**).

Conditional Statements

- A conditional statement that is true by virtue of the fact that its hypothesis is false is often called **vacuously true** or **true by default**.
 - “If you show up for work Monday morning, then you will get the job” is vacuously true if you do NOT show up for work Monday morning.
- In general, when the “if” part of an if-then statement is false, the statement as a whole is said to be true, regardless of whether the conclusion is true or false.



p	q	$p \rightarrow q$
T	T	T
T	F	F
F	T	T
F	F	T

Example #1:

A Conditional Statement with a False Hypothesis

If $0 = 1$, then $1 = 2$

- Strange as it may seem, the **statement as a whole is true!**



Conditional Statements: Order of Operations

Order of operations:



not



Performed first




and



or



Coequal in order



if-then/implies



Performed last

Conditional Statements: Example #2

Example #2: Truth Table for $p \vee \sim q \rightarrow \sim p$

$$p \vee \sim q \rightarrow \sim p$$

≡

$$(p \vee (\sim q)) \rightarrow (\sim p)$$

*conclusion**hypothesis*

<i>p</i>	<i>q</i>	$\sim p$	$\sim q$	$p \vee \sim q$	$p \vee \sim q \rightarrow \sim p$
T	T	F	F	T	F
T	F	F	T	T	F
F	T	T	F	F	T
F	F	T	T	T	T

Conditional Statements: Example #3

Example #3: Show that

$$p \vee q \rightarrow r$$

 \equiv

$$(p \rightarrow r) \wedge (q \rightarrow r)$$

p	q	r	$p \vee q$	$p \rightarrow r$	$q \rightarrow r$	$p \vee q \rightarrow r$	$(p \rightarrow r) \wedge (q \rightarrow r)$
T	T	T	T	T	T	T	T
T	T	F	T	F	F	F	F
T	F	T	T	T	T	T	T
T	F	F	T	F	T	F	F
F	T	T	T	T	T	T	T
F	T	F	T	T	F	F	F
F	F	T	F	T	T	T	T
F	F	F	F	T	T	T	T

2.2.2. Representation of If-Then as Or: Implication Law

Rewrite the following statement in *if-then* form:

Either you get to work on time or you are fired.

Let $\sim p$ be “You get to work on time”
and q be “You are fired”.

$$\sim p \vee q$$

Also, p is “You do not get to work on time”.

If you do not get to work on time, you are fired.

$$p \rightarrow q$$

Representation of If-Then as Or: Implication Law



p	q	$p \rightarrow q$
T	T	T
T	F	F
F	T	T
F	F	T

p	q	$\sim p \vee q$
T	T	T
T	F	F
F	T	T
F	F	T

Implication law

$$p \rightarrow q$$

2.2.3. Negation of a Conditional Statement

In previous slide, we have shown the **Implication Law**

$$p \rightarrow q \equiv \sim p \vee q$$

Hence, negation of a conditional statement:

$$\sim(p \rightarrow q) \equiv \sim(\sim p \vee q) \equiv \sim(\sim p) \wedge \sim q \equiv p \wedge \sim q$$

Implication
law

De Morgan's
law

Double
negation law

$$\sim(p \rightarrow q) \equiv p \wedge \sim q$$



■ Write **negation** for each of the following statements:

- a. If my car is in the repair shop, then I cannot get to class.

My car is in the repair shop and I can get to class.

- b. If Sara lives in Athens, then she lives in Greece.

Sara lives in Athens and she does not live in Greece.

2.2.4. Contrapositive of a Conditional Statement

Definition 2.2.2 (Contrapositive)

The **contrapositive** of a conditional statement of the form “if p then q ” is

“if $\sim q$ then $\sim p$ ”

Symbolically,

The contrapositive of $p \rightarrow q$ is $\sim q \rightarrow \sim p$.

$p \rightarrow q$

\equiv

$\sim q \rightarrow \sim p$

contrapositive

Contrapositive: Quick Quiz



- Write each of the following statements in its equivalent contrapositive form:
 - a. If Howard can swim across the lake, then Howard can swim to the island.

If Howard cannot swim to the island, then Howard cannot swim across the lake.

- b. If today is Easter, then tomorrow is Monday.

If tomorrow is not Monday, then today is not Easter.

2.2.5. Converse and Inverse of a Conditional Statement

Definition 2.2.3 (Converse)

The **converse** of a conditional statement “if p then q ” is
“if q then p ”

Symbolically,

The converse of $p \rightarrow q$ is $q \rightarrow p$.

Definition 2.2.4 (Inverse)

The **inverse** of a conditional statement “if p then q ” is
“if $\sim p$ then $\sim q$ ”

Symbolically,

The inverse of $p \rightarrow q$ is $\sim p \rightarrow \sim q$.

Converse and Inverse

Conditional statement:

$$p \rightarrow q$$

$$q \rightarrow p$$

converse

≡

$$\sim p \rightarrow \sim q$$

inverse



■ Write the converse and inverse of the following statements:

- a. If Howard can swim across the lake, then Howard can swim to the island.

Converse:

If Howard can swim to the island, then Howard can swim across the lake.

Inverse:

If Howard cannot swim across the lake, then Howard cannot swim to the island.

- b. If today is Easter, then tomorrow is Monday.

Converse:

If tomorrow is Monday, then today is Easter.

Inverse:

If today is not Easter, then tomorrow is not Monday.

Conditional statement and its Contrapositive, Converse and Inverse

$$p \rightarrow q$$

*conditional
statement*

$$\equiv$$

$$\sim q \rightarrow \sim p$$

contrapositive

$$q \rightarrow p$$

converse

$$\equiv$$

$$\sim p \rightarrow \sim q$$

inverse

Note that:

$$p \rightarrow q$$

$$\not\equiv$$

$$q \rightarrow p$$

2.2.6. Only If and the Biconditional

- To say “ p **only if** q ” means that p can take place only if q takes place also. That is, if q does not take place, then p cannot take place.
- Another way to say this is that if p occurs, then q must also occur (using contrapositive).

Definition 2.2.5 (Only If)

If p and q are statements,

“ p only if q ” means “if not q then not p ” or “ $\sim q \rightarrow \sim p$ ”

Or, equivalently,

“if p then q ” or “ $p \rightarrow q$ ”



- Rewrite the following statement in *if-then* form in two ways, one of which is the contrapositive of the other.

John will break the world's record only if he runs the mile in under four minutes.

Version 1:

If John does not run the mile in under four minutes, then John will not break the world's record.

Version 2:

If John breaks the world's record, then John will have run the mile in under four minutes.

Definition 2.2.6 (Biconditional)

Given statement variables p and q , the **biconditional** of p and q is “ p if, and only if, q ” and is denoted $p \leftrightarrow q$.

It is true if both p and q have the same truth values and is false if p and q have opposite truth values.

The words *if and only if* are sometimes abbreviated *iff*.

$$p \leftrightarrow q$$

p	q	$p \leftrightarrow q$
T	T	T
T	F	F
F	T	F
F	F	T

Only If and the Biconditional

 $p \leftrightarrow q$ \equiv $(p \rightarrow q) \wedge (q \rightarrow p)$

p	q	$p \rightarrow q$	$q \rightarrow p$	$p \leftrightarrow q$	$(p \rightarrow q) \wedge (q \rightarrow p)$
T	T	T	T	T	T
T	F	F	T	F	F
F	T	T	F	F	F
F	F	T	T	T	T

Only If and the Biconditional

Order of operations:



not




and



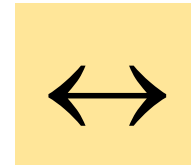
or



Coequal in order



if-then/implies



if and only if



Coequal in order

Performed first



Performed last



2.2.7. Necessary and Sufficient Conditions

Definition 2.2.7 (Necessary and Sufficient Conditions)

If r and s are statements,

“ r is a sufficient condition for s ” means “if r then s ” or “ $r \rightarrow s$ ”

“ r is a necessary condition for s ” means “if not r then not s ”
or “if s then r ” or “ $s \rightarrow r$ ”

- To say “ r is a sufficient condition for s ” means that the occurrence of r is *sufficient* to guarantee the occurrence of s .
- To say “ r is a necessary condition for s ” means that if r does not occur, then s cannot occur either: The occurrence of r is necessary to obtain the occurrence of s .

- Consequently,

r is a necessary and sufficient condition for s
means “ r if and only if s ” or “ $r \leftrightarrow s$ ”.

- Examples:

- An integer being divisible by 4 is sufficient for it to be even.
- Being at least 18 years old is sufficient to buy alcoholic beverages in Singapore.
- For an integer larger than 2, being odd is necessary for it to be a prime.
- Being a mammal is necessary to being a human.
- Sam's being a father is both a necessary and a sufficient condition for his being a male parent.

2.3 Valid and Invalid Arguments

2.3.1. Valid and Invalid Arguments

Argument: a sequence of statements ending in a conclusion.

If Socrates is a man, then Socrates is mortal.
 Socrates is a man.
 • Socrates is mortal.

Abstract form

If p , then q

p

• q

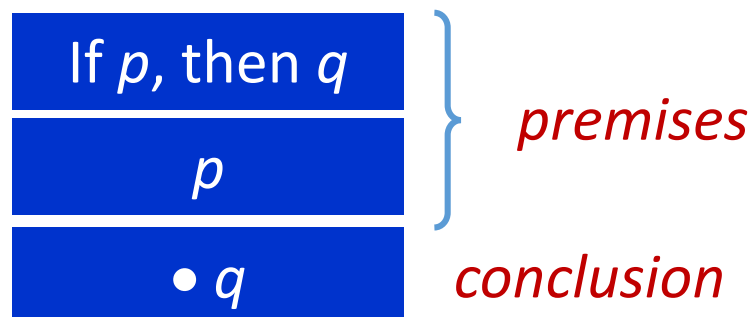
An argument form is called **valid** if, and only if, whenever statements are substituted that make all the premises true, the conclusion is also true.

Definition 2.3.1 (Argument)

An **argument** (**argument form**) is a sequence of statements (statement forms). All statements in an argument (argument form), except for the final one, are called **premises** (or **assumptions** or **hypothesis**). The final statement (statement form) is called the **conclusion**. The symbol \bullet , which is read “therefore”, is normally placed just before the conclusion.

To say that an argument form is **valid** means that no matter what particular statements are substituted for the statement variables in its premises, if the resulting premises are all true, then the conclusion is also true.

Example:



2.3.2. Determining Validity or Invalidity

Testing an Argument Form for Validity

1. Identify the premises and conclusion of the argument form.
2. Construct a truth table showing the truth values of all the premises and the conclusion.
3. A row of the truth table in which all the premises are true is called a **critical row**.
 - If there is a critical row in which the conclusion is false
 \Rightarrow the argument form is invalid.
 - If the conclusion in every critical row is true
 \Rightarrow the argument form is valid.

Determining Validity or Invalidity: Example #1

$p \rightarrow q \vee \sim r$

$q \rightarrow p \wedge r$

• $p \rightarrow r$

Invalid argument

p	q	r	$\sim r$	$q \vee \sim r$	$p \wedge r$	premises		conclusion
						$p \rightarrow q \vee \sim r$	$q \rightarrow p \wedge r$	$p \rightarrow r$
T	T	T	F	T	T	T	T	T
T	T	F	T	T	F	T	F	
T	F	T	F	F	T	F	T	
T	F	F	T	T	F	T	T	F
F	T	T	F	T	F	T	F	
F	T	F	T	T	F	T	F	
F	F	T	F	F	F	T	T	T
F	F	F	T	T	F	T	T	T

Critical rows

2.3.3. Modus Ponens and Modus Tollens

- **Syllogism:** An argument form consisting of two premises and a conclusion.
- A famous form of syllogism is called **modus ponens**:

If p then q

p

• q

- **Modus ponens** is a valid form of argument.

p	q	$p \rightarrow q$	p	q
T	T	T	T	T
T	F	F	T	
F	T	T	F	
F	F	T	F	

 $p \rightarrow q$
 p
 $\bullet q$

- **Modus tollens** is another valid form of argument.

If p then q

$\sim q$

• $\sim p$



- Use **modus ponens** or **modus tollens** to fill in the blanks of the following arguments so that they become valid inferences.
 - a. If there are more pigeons than there are pigeonholes, then at least two pigeons roost in the same hole.
There are more pigeons than there are pigeonholes.
 - At least two pigeons roost in the same hole.
 - b. If 870,232 is divisible by 6, then it is divisible by 3.
870,232 is not divisible by 3.
 - 870,232 is not divisible by 6.

2.3.4. Additional Valid Argument Forms: Rules of Inference

- **A rule of inference** is a form of argument that is valid.
 - Thus **modus ponens** and **modus tollens** are both rules of inference.
- Other rules of inference:
 1. Generalization
 2. Specialization
 3. Elimination
 4. Transitivity
 5. Proof by Division into Cases

2.3.4.1. Rules of Inference: Generalization

- The following argument forms are valid.

p
• $p \vee q$

q
• $p \vee q$

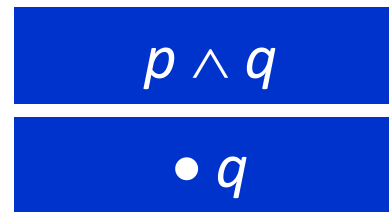
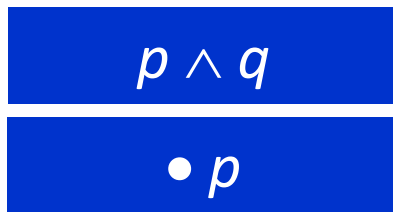
- Example:

Anton is a junior.

- (More generally) Anton is a junior or Anton is a senior.

2.3.4.2. Rules of Inference: Specialization

- The following argument forms are valid.



Allows you to discard extraneous information to concentrate on the particular property of interest.

- Example:

Ana knows numerical analysis and Ana knows graph algorithms.

- (In particular) Ana knows graph algorithms.

So, if you are looking for someone who knows graph algorithms to work with you on a project, and you discover that Ana knows both numerical analysis and graph algorithms, would you invite her to work with you on your project?

2.3.4.3. Rules of Inference: Elimination

- The following argument forms are valid.

$p \vee q$
$\sim q$
$\bullet p$

$p \vee q$
$\sim p$
$\bullet q$

When you have two possibilities and you can rule one out, the other must be the case.

- Example:

Suppose you know that for a particular number x ,

$$x - 3 = 0 \text{ or } x + 2 = 0$$

If you also know that x is not negative, then $x \neq -2$, so by elimination you can conclude that $x = 3$.

2.3.4.4. Rules of Inference: Transitivity

- The following argument form is valid.

$$p \rightarrow q$$

$$q \rightarrow r$$

$$\bullet p \rightarrow r$$

Many arguments in mathematics contain chains of if-then statements.

From the fact that one statement implies a second and the second implies the third, you can conclude that the first statement implies the third.

- Example:

If 18,486 is divisible by 18, then 18,486 is divisible by 9.

If 18,486 is divisible by 9, then the sum of the digits of 18,486 is divisible by 9.

- If 18,486 is divisible by 18, then the sum of the digits of 18,486 is divisible by 9.

2.3.4.5. Rules of Inference: Proof by Division into Cases

- The following argument form is valid.

$p \vee q$
$p \rightarrow r$
$q \rightarrow r$
$\bullet r$

It often happens that you know one thing or another is true. If you can show that in either case a certain conclusion follows, then this conclusion must also be true.

- Example:

Suppose you know that x is a nonzero real number.

The **trichotomy property** of the real numbers says that any number is positive, negative, or zero. Thus (by elimination) you know that x is positive or negative.

You can deduce that $x^2 > 0$ by arguing as follows:

x is positive or x is negative.

If x is positive, then $x^2 > 0$.

If x is negative, then $x^2 > 0$.

• $x^2 > 0$.

2.3.4.6. Rules of Inference: Example

- You are about to leave for school in the morning and discover that you don't have your glasses. You know the following statements are true:
 - a. If I was reading the newspaper in the kitchen, then my glasses are on the kitchen table.
 - b. If my glasses are on the kitchen table, then I saw them at breakfast.
 - c. I did not see my glasses at breakfast.
 - d. I was reading the newspaper in the living room or I was reading the newspaper in the kitchen.
 - e. If I was reading the newspaper in the living room then my glasses are on the coffee table.

So, where are your glasses?



Rules of Inference: Example

Let

- RK = I was reading the newspaper in the kitchen.
- GK = My glasses are on the kitchen table.
- SB = I saw my glasses at breakfast.
- RL = I was reading the newspaper in the living room.
- GC = My glasses are on the coffee table.

Here is a sequence of steps you might use to reach the answer, together with the rules of inference that allow you to draw the conclusion of each step:

1. $RK \rightarrow GK$ by (a)
 $GK \rightarrow SB$ by (b)
 • $RK \rightarrow SB$ by transitivity

2. $RK \rightarrow SB$ by conclusion of (1)
 $\sim SB$ by (c)
 • $\sim RK$ by modus tollens

3. $RL \vee RK$ by (d)
 $\sim RK$ by conclusion of (2)
 • RL by elimination

4. $RL \rightarrow GC$ by (e)
 RL by conclusion of (3)
 • GC by modus ponens

Thus the glasses are on the coffee table.

2.3.5. Fallacies

- A **fallacy** is an error in reasoning that results in an invalid argument.
- Three common fallacies:
 1. Using **ambiguous premises** and treating them as if they were unambiguous.
 2. **Circular reasoning** (assuming what is to be proved without having derived it from the premises)
 3. **Jumping to a conclusion** (without adequate grounds)

2.3.5.1. Fallacies: Converse Error

■ Example:

If Zeke is a cheater, then Zeke sits in the back row.
 Zeke sits in the back row.
 • Zeke is a cheater.

$p \rightarrow q$
q
• p



$q \rightarrow p$
q
• p



Note that this is just an example of a valid argument form. It is NOT related to the example above.

Converse error is also known as the **fallacy of affirming the consequence**.

2.3.5.2. Fallacies: Inverse Error

■ Example:

If interest rates are going up, stock market prices will go down.

Interest rates are not going up.

- Stock market prices will not go down.

$p \rightarrow q$
$\sim p$
• $\sim q$



$\sim p \rightarrow \sim q$
$\sim p$
• $\sim q$



Note that this is just an example of a valid argument form. It is NOT related to the example above.

2.3.5.3. Fallacies: A Valid Argument with a False Premise

- The argument below is **valid** by modus ponens. But its **major premise is false**, and so is its conclusion.

If Joseph Schooling is a Singaporean,
then Joseph Schooling is 2 metres tall.

Joseph Schooling is a Singaporean.

- Joseph Schooling is 2 metres tall.

This premise
is false!

2.3.5.5. Fallacies: Sound and Unsound Arguments

Definition 2.3.2 (Sound and Unsound Arguments)

An argument is called **sound** if, and only if, it is valid and all its premises are true.

An argument that is not sound is called **unsound**.

2.3.6. Contradictions and Valid Arguments

Contradiction Rule

If you can show that the supposition that statement p is false leads logically to a contradiction, then you can conclude that p is true.

$$\sim p \rightarrow \text{false}$$

$$\bullet p$$

			<i>premise</i>	<i>conclusion</i>
p	$\sim p$	false	$\sim p \rightarrow \text{false}$	p
T	F	F	T	T
F	T	F	F	

Only one critical row, and in this row the conclusion is true. Hence this form of argument is valid.

- The contradiction rule is the heart of the method of **proof by contradiction**.
- If an assumption leads to a contradiction, then that assumption must be false.

2.3.7. Summary of Rules of Inference

Table 2.3.1

Rule of inference		
Modus Ponens	$p \rightarrow q$ p • q	
Modus Tollens	$p \rightarrow q$ $\sim q$ • $\sim p$	
Generalization	p • $p \vee q$	q • $p \vee q$
Specialization	$p \wedge q$ • p	$p \wedge q$ • q
Conjunction	p q • $p \wedge q$	

2.3.7. Summary of Rules of Inference

Table 2.3.1
(cont'd)

Rule of inference		
Elimination	$p \vee q$ $\sim q$ • p	$p \vee q$ $\sim p$ • q
Transitivity	$p \rightarrow q$ $q \rightarrow r$ • $p \rightarrow r$	
Proof by Division Into Cases	$p \vee q$ $p \rightarrow r$ $q \rightarrow r$ • r	
Contradiction Rule	$\sim p \rightarrow \mathbf{false}$ • p	

Next week's lectures

3. The Logic of Quantified Statements

\forall

\exists

Past year's midterm questions.



Q1. John was given the following statement:

“If the product of two integers a and b is even, then either a is even or b is even.”

The following is John's proof:

1. Suppose a and b are both odd.
2. Therefore, $a = 2m + 1$ and $b = 2n + 1$ for some $m, n \in \mathbb{Z}$ (by definition of odd numbers).
3. Then, $ab = 4mn + 2m + 2n + 1 = 2(2mn + m + n) + 1$, which is odd.
4. Hence, the proof is complete.

What kind of proof did John use?

Proof by contraposition.

Past year's midterm questions.



Q2. Which of the following statements is/are logically equivalent to $p \leftrightarrow q$?

(I) $(\sim p \vee q) \wedge (p \vee \sim q)$

(II) $(\sim p \wedge \sim q) \vee (p \wedge q)$

(III) $(\sim p \vee \sim q) \wedge (p \vee q)$

(IV) $(\sim p \wedge q) \vee (p \wedge \sim q)$

Past year's midterm questions.



Q3. What is/are the missing premise(s) to make the following argument valid?

$$p \rightarrow r$$

$$q \rightarrow s$$

(Some missing premise(s))

- $(p \vee q) \rightarrow (r \wedge s)$

(I) $p \vee q$

(II) $(p \wedge q) \rightarrow (r \wedge s)$

(III) $p \rightarrow s$

(IV) $q \rightarrow r$

END OF FILE