

Proposal

“The Black Hole”

Hossein Nejati, Pang Ka Mun Gerald, and Wu Zhijia

February 18, 2009

One-line description

A student makes the COM1 building disappear with a man-made black hole because he is upset with his module failure.

Detailed Story

A student is called to a professors office where he is told that he is not going to make this module a success. He is very angry, sitting behind his desk. Meanwhile he discovers his supernatural power of creating balck hole as his mug (, or mouse, or ...) is dragged into a small black created by his anger. Then the student decides to make the entire COM1 building disappear in a solitude Sunday morning.

The Frames

Please refere to figures 1-6.

Effects included

1. A Black hole with some lightnings inside
2. Small objects dragged into a small black hole
3. The COM1 building breaks down to pieces and dragged into a black hole
4. Keying in a student in strong wind
5. Wind effect on trees
6. lightning and it's flash light
7. Probably dust effect

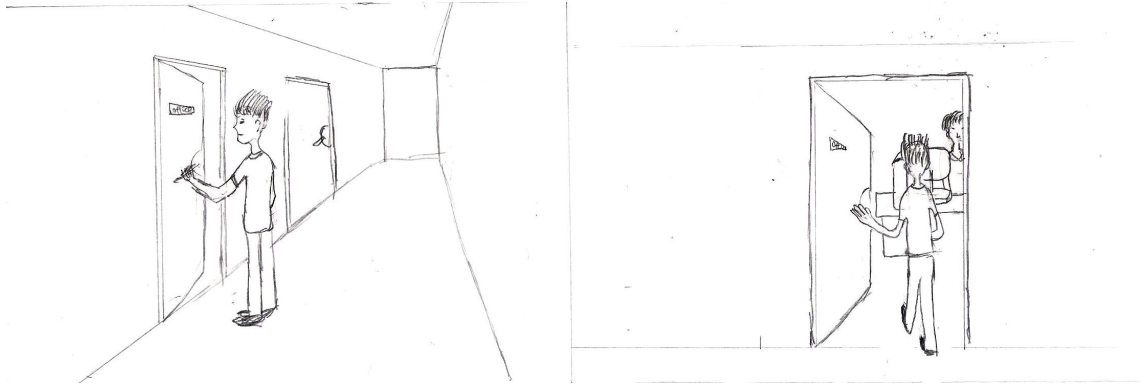


Figure 1: A student is going to his teacher's office.



Figure 2: The professor tells him about his failure in the important course.

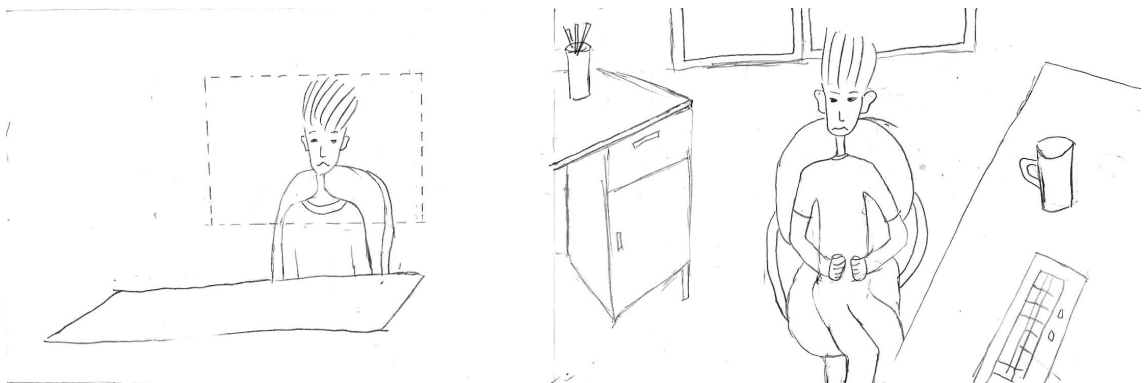


Figure 3: Camera zooms in to the student's sad face and zooms out in the students lab.




Figure 4: He is angry while he discovers his power to create black holes, as his cup is sucked into a black hole.



Figure 5: Next scene, he is in front of COM1 building, creating a black hole to make the building disappear.




Figure 6: Parts of building break down and suck into the black hole until the entire building disappears.

TODOs

1. Shooting real scenes
 - (a) Professor's office
 - (b) Student behind his desk
 - (c) Front and behind of COM1 for composing after the building disappears
 - (d) Trees shaking
2. Building CG Models
 - (a) Small & big black hole
 - (b) Lightening
 - (c) Small objects (e.g. mouse, mug, water bottle)
 - (d) COM1 building
 - i. COM1 parts moving toward the hole
 - ii. COM1 parts remained on the edges
 - iii. Shadows
 - (e) Dust effect
3. Keying in scenes
 - (a) Student in the wind, with different wind strengths

Tentative Parts

Camera Man: Gerald

CG Models: Hossein

Keying-ins: Wu Zhijia

Wind Effects On Trees: All

Lightning Flash Light: Gerald