



**CS5245 Vision and Graphics for Special Effects**

**“The Ink Man”**

HU ZHIJIA U065400B

LIM SHAOWEI U065432M

## The Effect:

The main effect will be the morphing of ink from a paper. There will also be some interaction between morphed CG objects and real objects.

## The Story:

A student, who was frustrated that the teacher just gave an unacceptable deadline, writes his preferred deadline on a piece of paper. The ink of the wording will morph into a CG object and the object will try to get to the white board discretely and then morph back into the wordings on the whiteboard, without the teacher noticing. When the teacher realized the change of deadline, he tries to erase the wording but to no avail. The student grins.

## Production Ideas:

- A 3D black character will be animated in Maya with the appropriate lighting and shadows that should appear in real scene.
- Maya matching moving software will be used to produce a virtual camera movement on the CG object.
- The real objects in the scene will be moved by us, simulating the interaction of the CG object. Our hands will be removed by rig removal.

## Roles of team members

Hu Zhijia	<ul style="list-style-type: none"><li>• 3D modeling, lighting, texture,</li><li>• Video shooting</li></ul>
Lim Shao Wei	<ul style="list-style-type: none"><li>• Character animation</li><li>• Keying and composition</li></ul>

## Production schedule

Week 6	Shooting of video
Week 7 - 8	Modeling and animation of 3D models
Week 9 -10	Composition of video sequences
Week 11 - 12	Integrating CG objects with real objects in video sequences
Week 13	Finalize special effect video for presentation


# Storyboard



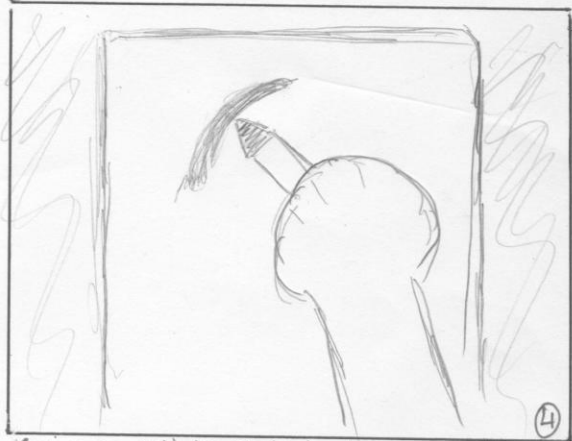
(Medium shot) The lecturer writes the assignment due date on the white board.



(close up shot) The boy is shocked upon seeing the assignment due date.




(close up shot) The boy reaches into his pocket and takes out a marker.




(close up shot) He starts to draw on a piece of paper.




(close up shot) The boy starts grinning and continues to scribble on the paper.



(close up shot) The drawing on the paper comes alive.



(Medium shot) The drawing grabs the mouse on the table and leap off the table.



(close up shot) The drawing drops down from the table, leap off the mouse and landed on the ground.



(Medium shot) The drawing jumps onto the table and leaps off the table toward the white board



(close up shot) The drawing will 'mix' with the word on the white board and the word changes from 'march' to 'OTOT'



(Medium shot) The lecturer realises that the due date was changed and tries to erase it, but he fails to do so.



(close up shot) The boy laughs at the lecturer and the scene fades off.