

National University of Singapore

**CS5245
Vision and Graphics for Special Effects**

Project Proposal

21-Feb-2010

Team Members

Kang Tiong Meng	HT072164H
Loh Ching Siang	HT072169N
Ng Hock Leong, Tommy	HT072172H

Table of Contents

1	Title.....	1
2	Team Members.....	1
3	Effect	1
4	Story	2
5	Storyboard	3
5.1	Storyline and Effects.....	3
6	Production Ideas.....	15
6.1	Major Effect – Car Accident.....	15
6.2	Video Editing Considerations.....	15
6.3	Props / Location.....	15
7	Member Roles	16
8	Production Plan / Schedule.....	16
9	References	17

1 Title

Strange Dream

2 Team Members

Kang Tiong Meng	HT072164H
Loh Ching Siang	HT072169N
Ng Hock Leong, Tommy	HT072172H

3 Effect

Major effect :

A car accident is shown from multiple perspectives :

- From the side of the road showing the car hitting a man.
- Within the vehicle, from the backseat, showing a person looming in the windscreen.
- Within the vehicle, from the side of the driver, showing the impact with driver lurching forward and windscreen, eye-glasses shattering (slow motion).
- Within the vehicle, from the front of the driver, showing the impact with driver lurching forward and windscreen, eye-glasses shattering (slow motion).

4 Story

Synopsis:

The story begins with a voiceover narration of a man – “Last night, I had a strange dream”.

A man walking to work meets his friend at the side of the road. After a brief chat, the man bids goodbye and continues across the road. He gets hit by a car.

A man wakes up with a start from his dream. He prepares to go to work.

The same man drives to work and calls his darling. He tells his darling about a strange dream he had. Just as he is about to say more, the call is disconnected, and he checks the phone. He is distracted, and the car hits a man.

Slow motion shots of driver during the crash. Voiceover narration – “Last night, I had a strange dream.”

Fade to black. Narration continues – “I dreamt that I had killed myself.”

The man wakes up with a start from his dream.

Notes :

Use of loop as narrative device. The viewer is made to think that the story begins chronologically, but it actually begins from the back.


Draws inspiration from David Lynch's films.

5 Storyboard

We have chosen 4:3 resolution.


5.1 Storyline and Effects

Black screen with voiceover narration : “Last night, I had a strange dream...”.




A man is walking to work, on the pavement or near the road.

Camera : Full-body shot.




The man meets an acquaintance and has a brief chat.

Camera : Medium close-up. Chat filmed from 45 degrees, showing protagonist front view.



Man bids goodbye to friend and crosses road.



Friend sees car coming and shouts and runs toward him. But too late, the car hits the man.


Camera : Two separate shots of moving car + friend, and man bending backwards.

Effect : Two videos composited together. The man will be filmed separately. Some 3D car crumpling effects to be added.



Man wakes up with a start from his dream.

Camera : Front medium close-up.




Man prepares for work quietly (brush teeth). Possibly an additional shot to show man buttoning his shirt.




Man driving to work. Man calls darling. Starts to tell her about strange dream on headset or earpiece.

Camera : Front shot.



Phone goes dead. Man distracted, turns and looks at phone.


Camera : Front shot.



Back shot of windscreen shows the same man looming up in the camera quickly.

Camera : From back seat, over back shoulder of driver.

Effect : Bluescreening and keying. Audio crash effect. Simple and quick shatter effect on windscreen.



Internal car. Side shot of driver during crash. Glass fragments fly.

Effect : CG glass fragments in motion composited with slowed down video.



Front shot of driver during crash. Glass fragments fly, eye-glasses shatter. Narrative returns : "Last night, I had a strange dream..."

Effect : CG glass fragments in motion composited with slowed down video.

Video fades to black... narrative continues : "I dreamt that I killed myself."



Man wakes up with a start.

Camera : Can reuse same shot as Pic 5, but trimmed shorter.

6 Production Ideas

6.1 Major Effect – Car Accident

Man getting hit by car – composition of two shots (moving car and bending man), enhanced with some 3D shapes of car body warping.

Shot over back shoulder of driver, showing man looming in windscreen – bluescreening of windscreen.

Slow-motion shots from side and front of driver lurching forward and windscreen, eye-glasses shattering – video slowed down and composited with glass objects created and animated with 3dsmax or Maya.

Audio effects – glass shatter and car hitting man audio.

Consider use of blue filter to create surreal look of video.

6.2 Video Editing Considerations

Use of slow-motion in some shots to heighten the dramatic effect.

Blue filter for surreal look.

6.3 Props / Location

Car accident – car provided by team member, bluescreen, camera and tripod to be borrowed from NUS Lab.

Other props – bluetooth headset, lighting.

Locations - can be any quiet road, probably NUS. House scene can be any member's house.

7 Member Roles

Kang Tiong Meng	Bluescreening Effect through windscreen Audio Effects Video Shoot (Producer) Compositing and Editing
Loh Ching Siang	Side shot of car hitting man Video Shoot (Camera) Making of Video Compositing and Editing
Ng Hock Leong, Tommy	Internal car shots of driver in crash CG glass fragments and animation Video Shoot (Director) Compositing and Editing

8 Production Plan / Schedule

Start	End	Activity
Pre-Production		
16-Feb-10	18-Feb-10	Project Proposal
21-Feb-10	21-Feb-10	Location Scouting, Props Purchase
Production		
28-Feb-10	28-Feb-10	Video Shoot with actor / actress
Post-Production		
28-Feb-10	14-Mar-10	3D modeling and animation
28-Feb-10	14-Mar-10	Video Effects
16-Mar-10	18-Mar-10	Project Update 1
19-Mar-10	27-Mar-10	Compositing
28-Mar-10	05-Apr-10	Video Editing
06-Apr-10	08-Apr-10	Project Update 2
06-Apr-10	10-Apr-10	Sound Effects
06-Apr-10	12-Apr-10	Making of Video
13-Apr-10	15-Apr-10	Project Presentation

9 References

Thai Commercial "My Son"

<http://www.youtube.com/watch?v=l1hu7ZBHAqs>

Advanced Car Hit

http://www.videocopilot.net/tutorial/advanced_car_hit/